



Position sensors

Always know where you stand: position feedback for ball valves



Valve feedback systems



The ball valve's type and position are directly visible in the plant

Direct visualisation thanks to the flexible position indicator for T-port, L-port, and Y-port directional flow valves

Free angular adjustment of the targets reduces type versions and stock-keeping

Universally applicable on drives according to VDI/VDE 3845



Flexible position feedback

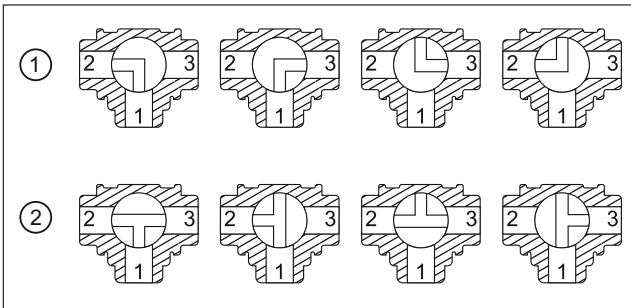
The switching cams are mounted on ball valves for position feedback. Adjustable damping elements allow the pucks to be used in both standard and individual position feedback applications.

Position of the ball valve at a glance


The uniqueness of this puck is the adjustable position indicator on the top, which can be flexibly adapted to L-port and, via an additional indicator element, also to T-port and Y-port valves. This makes it possible to clearly visualise the position of the ball valve directly in the system.



The flow direction can be clearly seen via the position indicator




- 1) L-port valve
- 2) T-port valve



The user can set the position indicator according to the type of ball valve (I, L, T or Y)



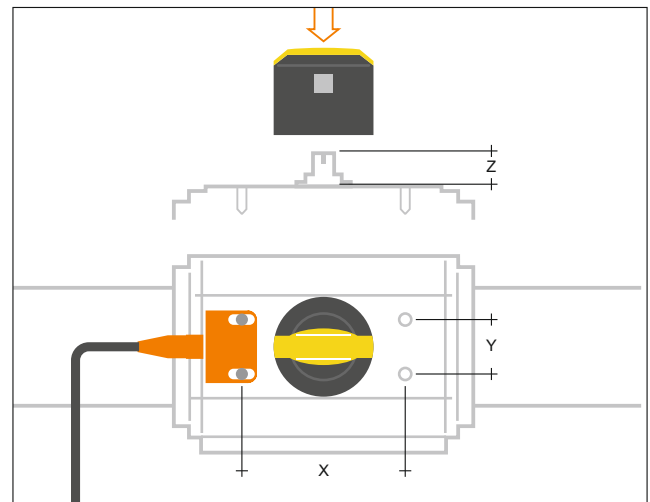
The position of the ball valve can be seen directly in the plant




Target pucks

Mounting dimensions [X / Y mm]	Height of the actuator shaft [Z mm]	Description	Order no.
Ø shaft stub: ≤ 58 mm			
80 / 30	30	Puck basic	E12724
80 / 30	30	Puck adjustable	E12725
-	-	Multi-cover indicator for T/Y	E12726
Ø shaft stub: ≤ 38 mm			
80 / 30	30	Puck adjustable	E12516
80 / 30	30	Puck basic	E12517

Dimensions



Accessories

Design	Description	Order no.
	Spacer, 10 mm	E12526